

AgroMax

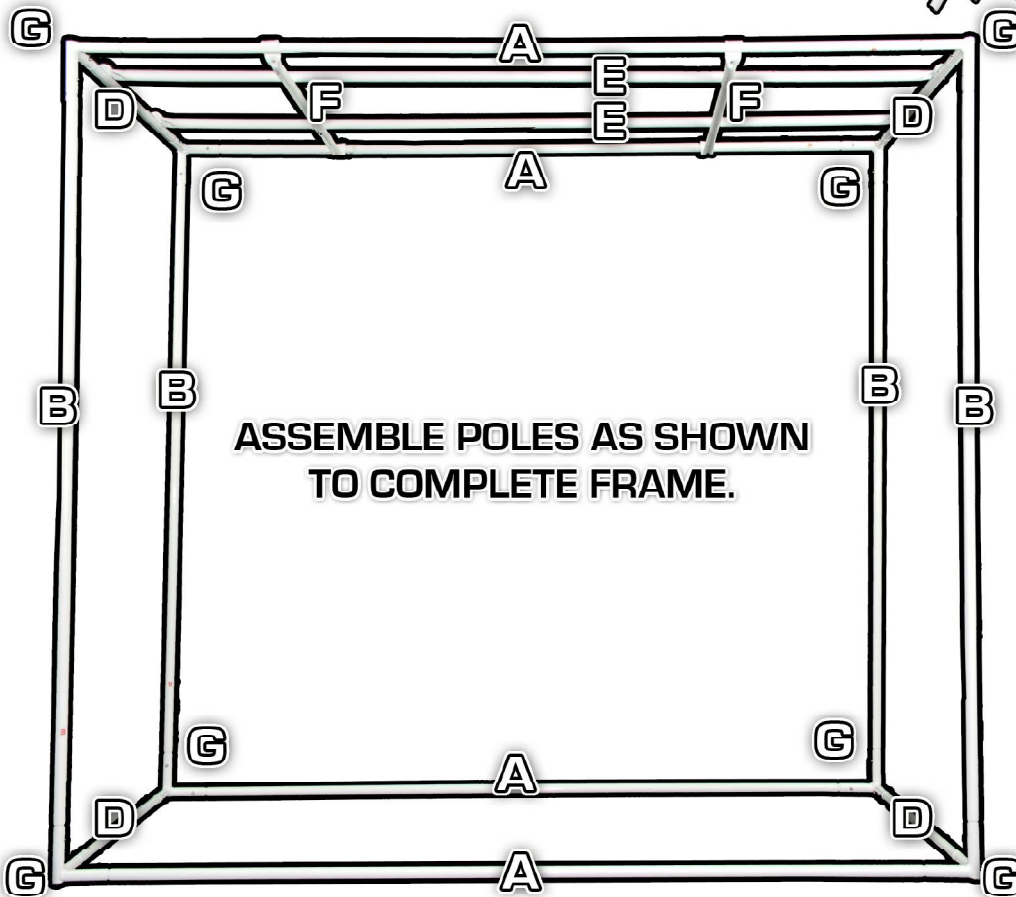


MOTHER KEEPER GROW TENT INSTRUCTIONS



AgroMax TENT SKIN



TENT FLOOR LINER



- A = FOUR 48.5"
- B = FOUR 45"
- D = FOUR 19.5"
- E = TWO 51"
- F = TWO 22"
- G = 8 CORNERS



PLEASE NOTE THE CORRECT WAY TO ATTACH METAL CORNER BRACKETS TO FRAME POLES AS SHOWN ABOVE



UNZIP TENT SKIN AND SET FRAME INTO BOTTOM OF TENT SKIN



PULL TENT SKIN OVER FRAME AND ZIP UP SIDES



LAY TENT FLOOR LINER IN PLACE AND TIE TO TENT CORNERS



ZIP UP DOOR PANELS. YOUR TENT IS NOW READY FOR LIGHTING, VENTILATION AND PLANTS